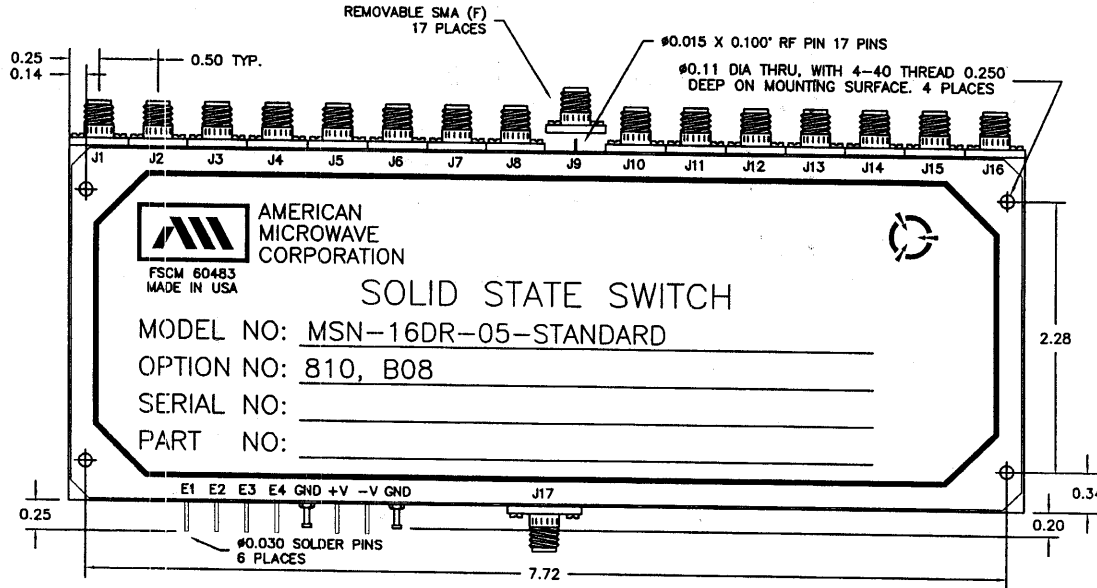
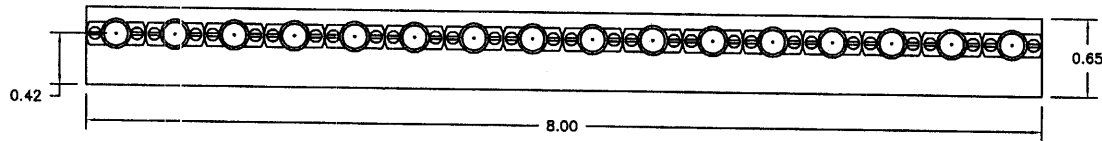


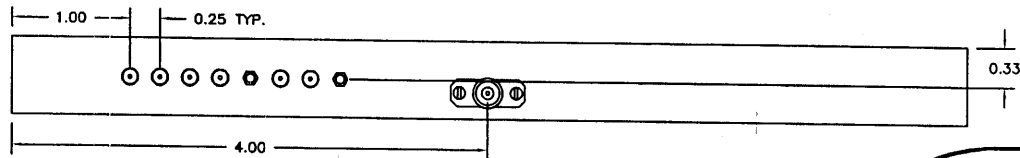
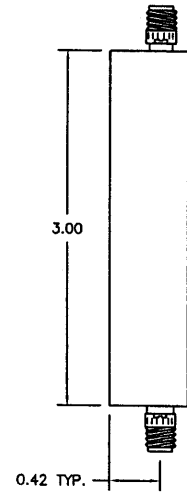
DESCRIPTION


AMC MODEL MSN-16DR-05-STANDARD OPTION: 810, B08 IS A SINGLE POLE SIXTEEN THROW, REFLECTIVE SWITCH MODULE WITH LOW INSERTION LOSS, HIGH ISOLATION, WITH INTEGRAL TTL DRIVER DESIGNED TO OPERATE OVER THE 8 TO 10 GHz BANDWIDTH.

REVISIONS				
ZONE	REV.	DESCRIPTION	DATE	APPROVED
-		ORIGINAL RELEASE JOB# 909173E	10/25/04	



MECHANICAL OUTLINE




AMERICAN MICROWAVE CORPORATION
 FSCM 60483
 MADE IN USA
SOLID STATE SWITCH
 MODEL NO: MSN-16DR-05-STANDARD
 OPTION NO: 810, B08
 SERIAL NO: _____
 PART NO: _____

ALL DIMENSIONS ARE IN INCHES
 TOLERANCES:
 X.XX ±0.020
 X.XXX ±0.010

AMERICAN MICROWAVE CORPORATION

7311-G GROVE ROAD
 FREDERICK, MARYLAND 21704 USA
 TEL: 301-662-4700 FAX: 301-662-4938
 WEBSITE: www.americanmicrowavecorp.com
 E-MAIL: sales@americanmicrowavecorp.com
 ISO 9001:2000 CERTIFIED



APPROVALS		DATE	TITLE			
DRAWN	<i>gdy</i>	10/25/04	MECHANICAL OUTLINE MSN-16DR-05-STANDARD OPTION: 810, B08			
CHECKED	<i>pk</i>	11/1/04	8 - 10 GHz, SINGLE POLE SIXTEEN THROW SWITCH			
ISSUED			SIZE	FSCM NO.	DWG NO.	REV.
			A	60483	100-7192	-
			SCALE	SHEET		
			N:S	2 OF 3		

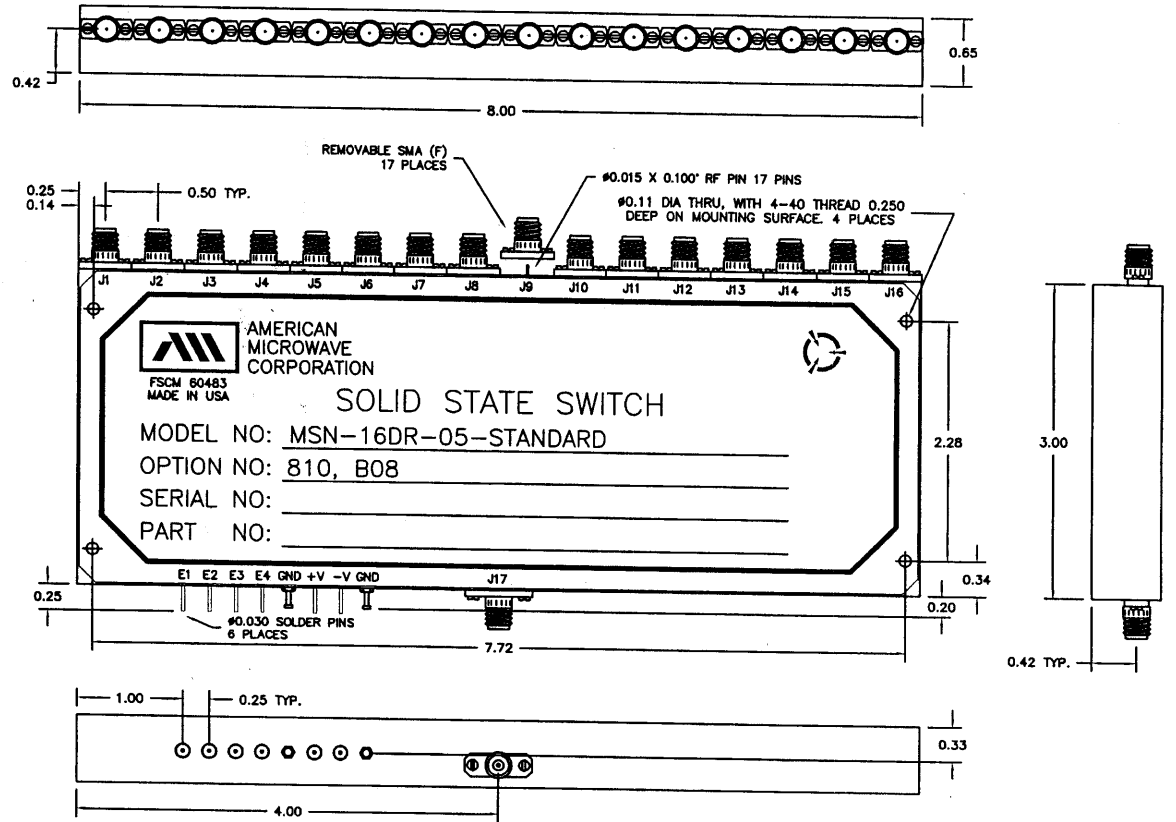
DESCRIPTION

AMC MODEL MSN-16DR-05-STANDARD OPTION: 810, B08 IS A SINGLE POLE SIXTEEN THROW, REFLECTIVE SWITCH MODULE WITH LOW INSERTION LOSS, HIGH ISOLATION, WITH INTEGRAL TTL DRIVER DESIGNED TO OPERATE OVER THE 8 TO 10 GHz BANDWIDTH.

REVISIONS				
ZONE	REV.	DESCRIPTION	DATE	APPROVED
	-	ORIGINAL RELEASE JOB# 909173E	10/25/04	

SPECIFICATIONS

- FREQUENCY RANGE: ... 8 TO 10 GHz
- INSERTION LOSS: ... 6.5 dB MAXIMUM
- ISOLATION: ... 70 dB MINIMUM
- VSWR: ... 2.0:1
- RISE TIME: ... 10 nSec TYPICAL, 15 nSec MAXIMUM
- FALL TIME: ... 10 nSec TYPICAL, 15 nSec MAXIMUM
- DELAY ON: ... 75 nSec TYPICAL, 150 nSec MAXIMUM
- DELAY OFF: ... 75 nSec TYPICAL, 150 nSec MAXIMUM
- POWER INPUT: ... (CW)+25 dBm (STANDARD)
- CONTROL: ... TTL LOGIC "0" = ON
TTL LOGIC "1" = OFF
- POWER SUPPLY: ... +5V @ 400 mA MAXIMUM
-5V @ 75 mA MAXIMUM
- CONNECTORS:
 - RF: ... SMA FEMALE
 - CONTROL: ... SOLDER PIN
- SIZE: ... 8.00" (L) x 3.00" (W) x 0.65" (H)



ENVIRONMENTAL RATINGS

- TEMPERATURE: ... -55°C TO +85°C (OPERATING)
-65°C TO +125°C (STORAGE)
- HUMIDITY: ... MIL-STD-202F, METHOD 103B COND. B
- SHOCK: ... MIL-STD-202F, METHOD 213B COND. B
- VIBRATION: ... MIL-STD-202F, METHOD 204D COND. B
- ALTITUDE: ... MIL-STD-202F, METHOD 105C COND. B
- TEMPERATURE CYCLE: ... MIL-STD-202F, METHOD 107D COND. A

NOTE: SPECIFICATIONS WILL VARY OVER OPERATING TEMPERATURE
NOTE: THE ABOVE SPECIFICATIONS ARE SUBJECT TO CHANGE OR REVISION

ALL DIMENSIONS ARE IN INCHES
TOLERANCES:
X.XX ±0.020
X.XXX ±0.010

AMERICAN MICROWAVE CORPORATION

7311-G GROVE ROAD
FREDERICK, MARYLAND 21704 USA
TEL: 301-662-4700 FAX: 301-662-4938
WEBSITE: www.americanmicrowavecorp.com
E-MAIL: sales@americanmicrowavecorp.com
ISO 9001:2000 CERTIFIED



APPROVALS		DATE	TITLE			
DRAWN	JDJ	10/25/04	PRODUCT FEATURE MSN-16DR-05-STANDARD OPTION: 810, B08 8 - 10 GHz, SINGLE POLE SIXTEEN THROW SWITCH			
CHECKED	[Signature]	11/1/05	SIZE	FSCM NO.	DWG NO.	REV.
ISSUED			A	60483	100-7192	-
			SCALE N:S			SHEET 1 OF 3